Please, check out the maps on the last page.

Directions

OUR ADDRESS:

s-Gravenhekje 1a, 1011 TG, Amsterdam

OUR PHONE NUMBER:

+31 (0) 20 2234626

BY PUBLIC TRANSPORT:

We are located at walking distance from Amsterdam Centraal. From every station in Amsterdam you can take the metro to us. Take the Waterlooplein stop and exit at Stopera. From there it is an 11-minute walk. Bus 316, 391, 306 and 314 all stop at Bus stop Prins Hendrikkade. From there it is a 5-minute walk to SUE.

BY CAR:

We are easily reachable by car. Parking unfortunately is expensive in Amsterdam, but there are options:

- Street parking at SUE is € 7,50 per hour.
- Parking garage Markenhoven is located at a 10-minute walk.
- A bit further you can find parking garage Oosterdok. If you book a place in advance, you can park from 5 euros a day.
- Furthermore, there are some good Park & Rides, which offer you a public transport day pass together with your parking spot.

WE ARE LOCATED ON THE FOURTH FLOOR OF A MAGNIFICENT BUILDING FROM 1642.

Walking route from Waterlooplein

Coming from the north by car

Take the A8 to Amsterdam

Keep to your left at Ring-Noord Amersfoort

Exit at S116 Centrum

Keep to your left at S116 Centrum

Take a right at Centrum-Oostzijde

Follow the S116 Foeliestraat

Take a right to Rapenburg

Please, check out the maps on the next page.

The Building

OUR ADdRESs:

s-Gravenhekje 1a, 1011 TG, Amsterdam

OUR PHONE NUMBER:

+31 (0) 20 2234626

THIS IS HOW YOU CAN FIND US:

These are some photos of our building to help you find us as quickly as possible. SUE is located in a building housing more offices so it can be a bit confusing.

WHEN YOU ENTER:

You arrive in a very large common hall, you then have two options:

- You take the lift. It's hidden in the back left; you should go to the fourth floor. Arriving at the top, we're on the left. Just a warning: the lift is very slow, but it will get there!
- Or you walk all the way down the hall, then you see a small staircase of about 5 steps, and you go up it. Then you go through the door on the left, and you'll see a stairwell. Then you take the stairs to the fourth floor. When you reach the top, we are on the right (you walk past the lift).

THIS IS THE FRONT DOOR OF THE BUILDING



OUR DOORBELL IS ON THE UPPER LEFT



This is the common hallway

At the back left, you will find the lift; straight ahead, you will find the small staircase to the stairwell. You need to go to the fourth floor.

Are you coming from Oosterdok

Then the side of our building looks like this. You have to be at the front (the side where the green car is).

Coming from metro station Nieuwmarkt

Take the Nieuwmarkt Korte Koningstraat exit. Turn right outside and walk onto the canal. Turn left there onto the Oudeschans. Keep walking until you reach Prins Hendrikkade. Our building appears as you see in this photo on the right. Cross the bridge with the two white posts, and you're there.

This is the entrance of our office

The semicircular wooden door is the entrance to our office. Mind your head. The entry is low. The toilets are on the left in front of the entrance. A coat rack can be found in the hallway before the door.

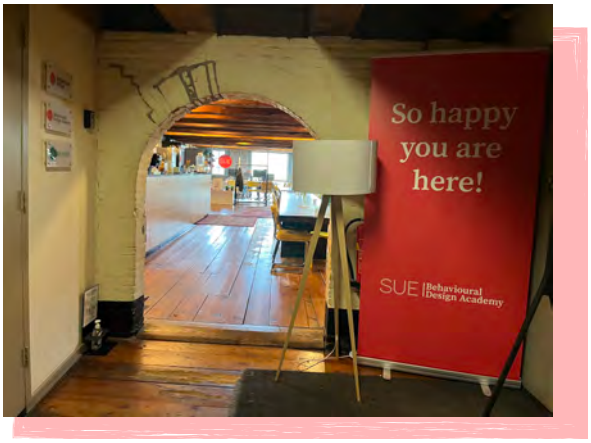

Welcome at SUE!

From now on, step into the SUE world, where we go all out to spoil you. So order your coffee. Please look at our tea bar and choose one of the fresh teas. And experience our Knalldrang culture.

Coming from the west by car

Take the A5 to Amsterdam

Follow to the right at A5 Amsterdam-Westpoort

Keep to your left at A5 Amsterdam-Westpoort

Follow to your right at A5 Amsterdam-Westpoort

Houd rechts aan naar Ring-Noord Volendam

Exit at S116 Centrum

Keep to your left at S116 Centrum

Take a right at Centrum-Oostzijde

Continue to S116 Foeliestraat

Take a right to Rapenburg

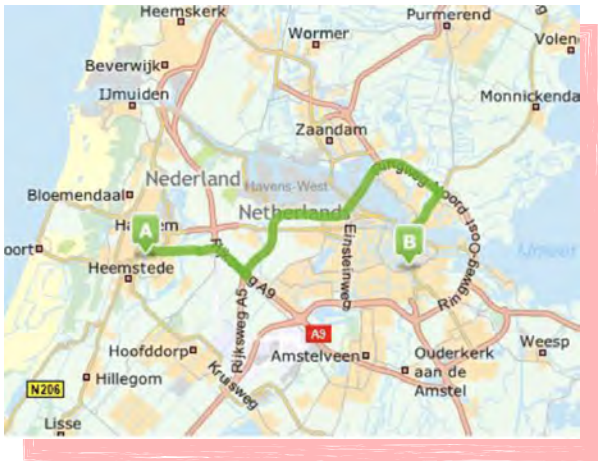

Coming from the south-east by car

Take the A2 to Amsterdam

Keep to your left at A2 Amsterdam-Rivierenbuurt

Exit at S110 President Kennedylaan Centrum

Take a right to Mr. Treublaan

Take the fourth exit on the roundabout Wibautstraat

Take a right at S112 Wibautstraat

Take a right to S112 Mr. Visserplein

Take a left to Jodenbreestraat

Take a right to Uilenburgersteeg

Take a left to Rapenburg

Coming from the south-west by car

Take the A4 to Amsterdam

Keep left at A4/E19 Amsterdam

Keep left at Ring-Oost Zaanstad

Exit at S112 Duivendrecht

Take a left to S112 Gooiseweg Centrum

Take the first exit on the roundabout Wibautstraat

Take a right to S112 Mr. Visserplein

Take a left to Jodenbreestraat

Take a right to Uilenburgersteeg

Take a left to Rapenburg

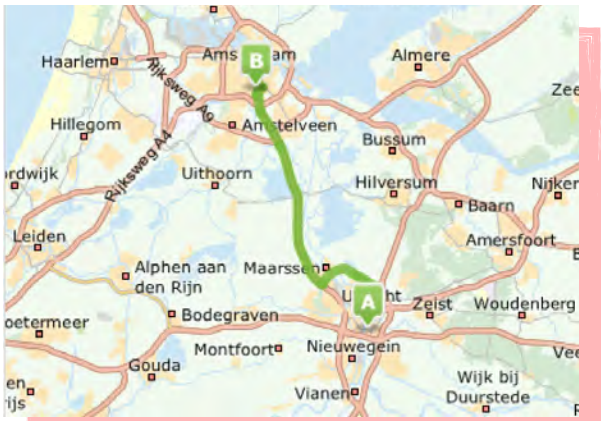

Coming from the east by car

Take the A6 to Amsterdam

Keep to your right to the A1/E231 Amsterdam

Keep to your left at A1/E231 Amsterdam

Keep to your left at Ring-Noord Zaanstad

Exit at S114 Zeeburg

Take a left to S114 IJburglaan Zeeburg

Take a right to S100 Piet Heinkade

Take a left to S116 Kattenburgerstraat

Take a left to Waterlooplein S116 Foeliestraat Cityring

Take a right to Rapenburg

See you soon! SUE